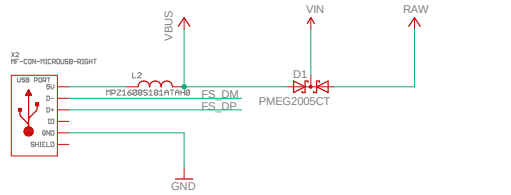
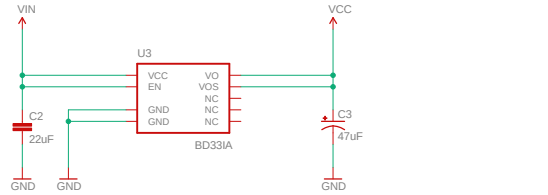


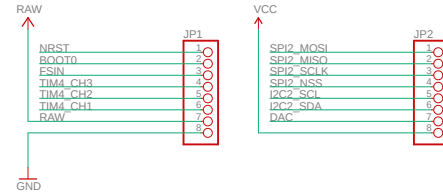
USB & POWER SUPPLY



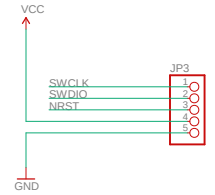
Notes:
No external termination series resistors are required on DP (D+) and DM (D-) pins since the matching impedance is included in the embedded driver.



I/O HEADERS

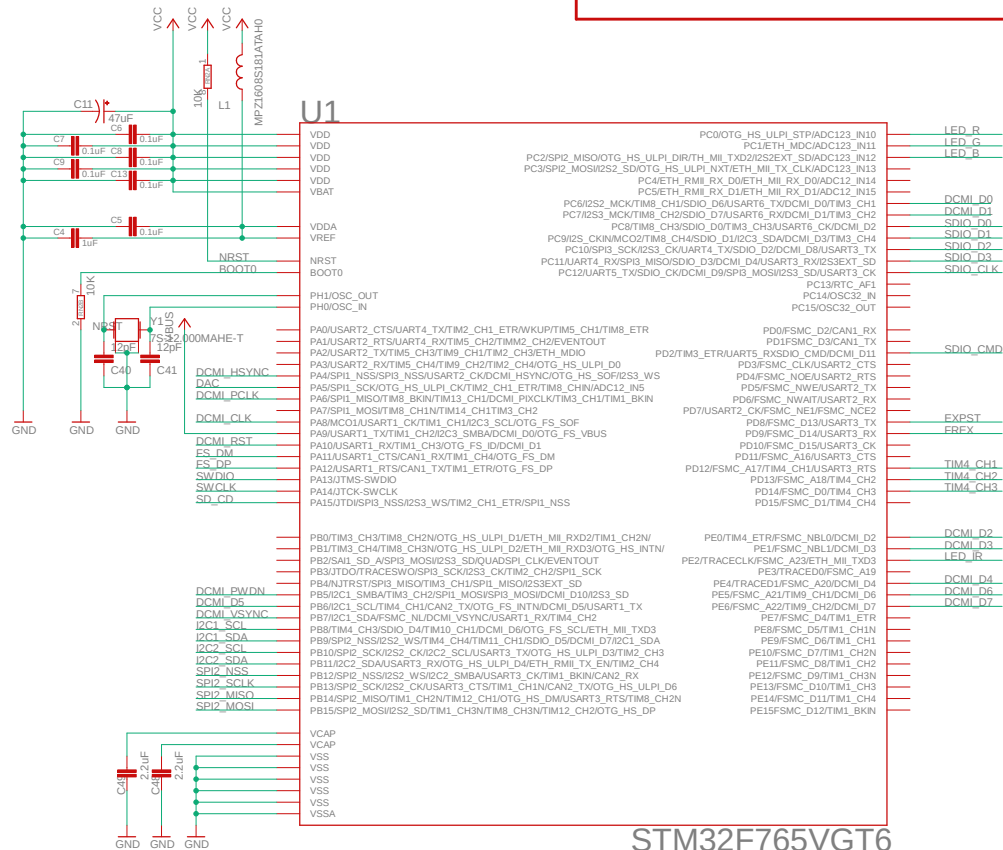


DEBUG HEADER



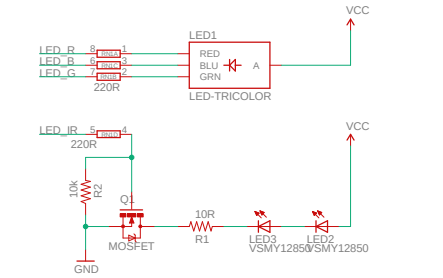
STM32F7xx MCU

Notes:
PC13, PC14, PC15 and PI8 limited to 3mA/2MHz



STM32F765VGT6

IR-RGB LEDs



SD CARD

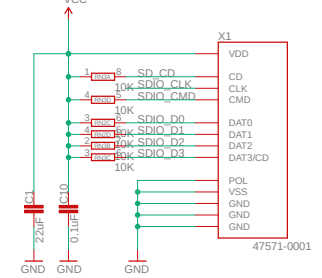
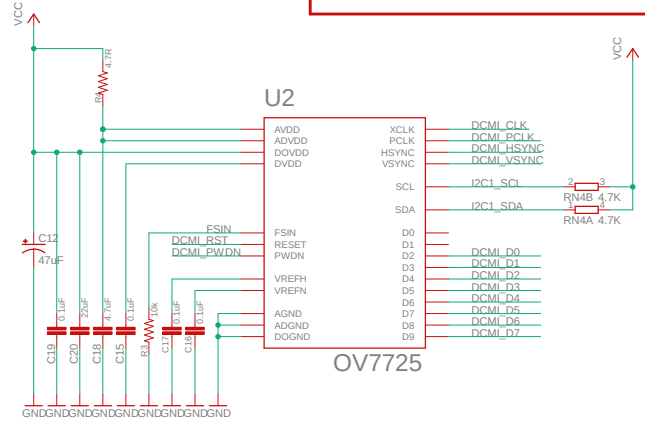


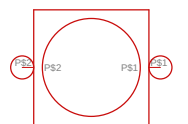
IMAGE SENSOR

Notes:
Y[9:2] for 8-bit YUV or RGB (Y9 MSB, Y2 LSB)
DVDD not connected, using internal regulator



OV7725

Copyright (c) 2013 Ibrahim Abd Elkader <i.abdalkader@gmail.com>
This work is licensed under the Creative Commons Attribution-ShareAlike 3.0 License.
To view a copy of this license, visit <http://creativecommons.org/licenses/by-sa/3.0/>



⊗ ⊗ ⊗ ⊗
⊗ ⊗ ⊗ ⊗
MOUNT-PAD-ROUND2.8
MOUNT-PAD-ROUND2.8

TITLE: openmv3		REU: 2
Document Number:		
Date: ?? ???????????!		Sheet: 1/1